

**DELCO REMY
TUNE UP PARTS
ILLUSTRATED CATALOG
COVERING MOST VEHICLES
USING DELCO
IGNITION SYSTEMS
1922-1974**

The logo features the word "Delco" in a white, serif font on the left, and a large, dark grey, stylized "O" symbol on the right. Below "Delco" is the word "Remy" in a dark grey, bold, serif font. The entire logo is set against a solid red rectangular background.

Delco
Remy

**COLLECTOR'S AUTO SUPPLY
PHONE: 1-250-767-1974
FAX: 1-250-767-3340
PEACHLAND B.C. CANADA
OROVILLE WASHINGTON U.S.A.**

COLLECTOR'S AUTO SUPPLY TUNE-UP PARTS

YOU MUST MAKE CERTAIN YOU ARE USING THE CORRECT CATALOG. FOR EXAMPLE YOU MUST USE THE AUTOLITE CATALOG IF YOUR VEHICLE USES AN AUTOLITE IGNITION SYSTEM OR THE DELCO REMY CATALOG IF THE VEHICLE HAS A DELCO REMY IGNITION SYSTEM.

THESE CATALOGS ARE AVAILABLE FREE BY REQUEST:

1. ASIAN IGNITION SYSTEMS TO EARLY 1960'S.
2. AUTOLITE IGNITION SYSTEMS TO MID 1920'S.
3. BOSCH IGNITION SYSTEMS TO MID 1950'S.
4. DELCO REMY IGNITION SYSTEMS TO MID 1920'S.
5. DUCELLIER IGNITION SYSTEMS TO MID 1950'S.
6. FORD INCLUDING HOLLEY IGNITION SYSTEMS TO 1909.
7. LUCAS IGNITION SYSTEMS TO MID 1930'S.
8. MARELLI IGNITION SYSTEMS TO 1950'S.
9. NORTHEAST & AMERICAN BOSCH DISTRIBUTOR CAPS TO 1920.
10. SEV IGNITION SYSTEMS TO MID 1930'S.
11. MAGNETO AND SMALL ENGINE TUNE-UP PARTS.
12. GENERAL

Most items are in stock. Spark plugs for all vehicles are also available. Most are \$3 each.

These items are manufactured by a variety of reputable tune up part suppliers and not necessarily by the original equipment manufacturer.

Prices are in U.S. Funds.

Dealers are invited to enquire about wholesale pricing.

DELCO REMY SYSTEMS(Including early Chrysler products, some Packards and many more)

Note: Pontiac vehicles with Chevrolet engines use Chevrolet listings throughout this catalog. This is particularly important from 1955 onwards.

DISTRIBUTOR POINTS

CHANDLER 1927-1928 6 Cyl. Model 31, A, 35, A, 37, 135A, 137A
CHEVROLET 1927-1928 4 Cyl. (Check Distributor Number)
CHEVROLET 1929-1934 All Cars Except Master
CHRYSLER 1926-1928 4 Cyl.
CHRYSLER 1926-1927 6 Cyl. Model 60 and 65
CHRYSLER 1928-1930 6 Cyl. Models With Single Contacts
CHRYSLER 1930-1933 6 Cyl. Models With 622-C Distributor
DAVIS 1927-1928 6 Cyl. Model 94
DESOTO 1929-1933 6 Cyl. (1933 Early)
DODGE 1930-1933 6 Cyl. Car & Truck With 622-H Distributor
ELCAR 1929-1931 6 Cyl. Model 75
ERSKINE 1927-1930 6 Cyl. Model 50, 51, 52, 53
GMC 1934-1935 T14, T16
GRAHAM 1930-1935 8 Cyl. Dual Contact (Requires Two)
GRAHAM 1930-1940 6 Cyl. (1930 Series 639 Distributor Only)
GRAHAM-PAIGE 1929-1930 6 Cyl. Model 612 Standard ; Model 615 with Series 639 Distributor
INTERNATIONAL TRUCK 1932-1941 4 & 6 Cyl. A-1, A-2, B-2, B-3, B-4, C-1, C-15, C-30,
C-35, C-40 D5, D5M, D, DS.
JEWETT 1926-1927 6 Cyl. New Day 6
NASH 1941-1942 6 Cyl. Model 4140 & 4240
MARQUETTE 1930 6 Cyl. Model 30
MOON 1927-1928 6 Cyl. For 60 Remy Distributor
OLDSMOBILE 1928-1935 6 Cyl.
PAIGE 1927 6 Cyl.
PEERLESS 1929-1931 6 Cyl Model 61, 61A For 631F Distributor
PLYMOUTH 1929-1932 4 Cyl.
PLYMOUTH 1933-1934 6 Cyl. With 622-H Distributor.
PONTIAC 1926-1932 6 Cyl.
REO 1936 6 Cyl. Flying Cloud
STUDEBAKER 1929-1936 6 Cyl. With Delco GL Distributor
VELIE 1925-1928 6 Cyl. Model 60



(GM part 1949838)
#CS765 (DR-11H) \$17.00
Delco Remy brand #D109\$ inquire

AMERICAN MOTORS - RAMBLER - NASH 1951-1955 6 Cyl.
AMERICAN MOTORS - RAMBLER 1959 6 Cyl. American.
AMERICAN MOTORS - RAMBLER 1960-1962 6 Cyl. With Delco Distributor.
AUBURN 1928-1930 6 Cyl. Model 76, 80 & 85
BUICK 1928-1930 6 Cyl.
CHANDLER 1928-1929 6 Cyl. Model 65, 131, 132.
CHEVROLET 1929-1934 Master And All Trucks
CHEVROLET 1935-1940 Car & Truck
CHEVROLET 1948 Car And Truck With Distributor Number 1112353
CHEVROLET 1949-1961 6 Cyl. Car And Truck
CHEVROLET 1962 6 Cyl. Car And Truck Except Acadian, Chevy II and Nova
CHRYSLER 1930-1933 6 Cyl. Models With 644-L Distributor
DODGE 1930-1934 6 Cyl. Cars With 644-R Distributor & All 1934 6 Cyl. Cars
DODGE TRUCK 1933 6 Cyl. With 644-K Distributor
FRANKLIN 1929-1934 6 Cyl.
GARDNER 1930-1931 6 Cyl.
GENERAL TAXI 1936-1937 6 Cyl.

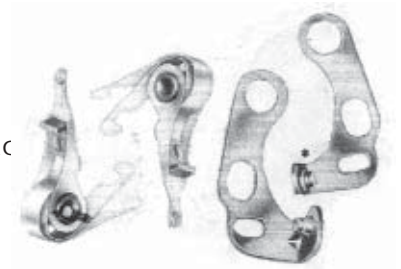
DELCO REMY SYSTEMS (Including early Chrysler products, some Packards and many more)
DISTRIBUTOR POINTS (CONTINUED)

GMC 1934-1935 T-18, H, T-23, H, T-33, T-43, T-46, T-51, T-61, T-83, T-84, T-90 With Distributor 644-F, 645-N, 649-J
 GMC 1936 T-14, T-16, T-16H
 GMC 1936-1959 6 Cyl.
 GMC 1958-1961 (All Canadian)
 GMC 1960-1962 270 [A] Engine P-15, P25
 GRAHAM 1930 6 Cyl. Series 640 Distributor Only
 GRAHAM-PAIGE 1929 6 Cyl. 631
 GRAHAM-PAIGE 1929-1930 6 Cyl. 615 With Series 640 Distributor
 HUDSON 1955 6 Cyl. Rambler Except Canadian
 INTERNATIONAL TRUCK 1932-1936 4 & 6 Cyl. A-4, A-5, A-6, C-50, C-55, C-60
 INTERNATIONAL TRUCK 1937-1963 6 Cyl.
 JEEP 1959-1960 4 Cyl. With Distributor 1112432
 KISSEL 1927-1928 6 Cyl. Model 70 With 636S Distributor
 KISSEL 1929-1931 6 Cyl. Model 73
 NASH 1928 Advance Six, Special Six with Delco Distributor
 NASH 1948-1949 600 Six 4840, 600 Six 4940 With Delco Distributor
 NASH 1950-1955 6 Cyl. Rambler & Statesman With Delco Distributor Except Canadian.
 MOON 1927-1928 6 Cyl. Model 72
 OAKLAND 1927-1929 6 Cyl.
 PACKARD 1941-1949 6 Cyl. With Delco Distributor
 PEERLESS 1928 6 Cyl. Model 91
 PLYMOUTH 1933-1934 6 Cyl. With 644-H Distributor.
 PONTIAC 1937-1940 6 & 8 Cyl. Canadian Models.
 PONTIAC 1955-1962 6 Cyl. Canadian Models
 REO 1928-1931 6 Cyl. Except Wolverine
 REO 1932-1934 6 Cyl. S, S2, S3
 REO 1935 6 Cyl. Flying Cloud A & 7S Royale
 WINDSOR 1929 6 Cyl. Model 72 & 77
 YELLOW CAB 1927-1933 6 Cyl. Except 0-10 with 4079 Distributor & 0-12



(GM part 1948810)
 #CS763 (DR-1H) \$8.00
 Delco Remy Brand #D111\$ inquire

BUICK 1931-1932
 CADILLAC 1931-1933 12 Cyl.
 CADILLAC 1930-1940 16 Cyl.
 CHRYSLER 1930-1931 8 Cyl.
 CORD 1929-1931 8 Cyl. Dual Contact
 DESOTO 1930-1932 8 Cyl.
 DODGE 1930-1932 8 Cyl. With Dual Contacts
 ELCAR 1927-1930 8 Cyl.
 FRANKLIN 1932-1934 12 Cyl.
 GARDNER 1927-1931 8 Cyl.
 GRAHAM-PAIGE 1929-1930 8 Cyl. Model 827, 837
 KISSEL 1929-1931 8 Cyl.
 LA SALLE 1930-1935 8 Cyl. (1934-1935 Model 350 & 1935 Model 50B)
 MARMON 1927-1933 8 & 16 Cyl. With Dual Points
 OLDSMOBILE 1932-1935 8 Cyl.
 PACKARD 1935-1936 8 Cyl. With Delco Dual Contact Distributor.
 PIERCE-ARROW 1929-1936 8 Cyl. With Dual Contacts
 REO 1931-1934 8 Cyl. Model 25, 30, 31, 35, 52 Royale & N-2 all with Dual Contact
 STUDEBAKER 1928-1940 (1928-1931 President With Delco 660X Distributor)
 STUTZ 1931-1933 8 Cyl. Model M Except For 4028 Distributor
 VELIE 1927-1928 8 Cyl. Model 88
 WINDSOR 1929 8 Cyl. Model 82, 92
 CAUTION, Check illustration. Listing is an estimate of applications. Some modification may be required.



Dual Points (left and right set) #CS64/71Z \$125.00

DELCO REMY SYSTEMS(Including early Chrysler products, some Packards and many more)

DISTRIBUTOR POINTS (CONTINUED)

BUICK 1933-1936
CADILLAC 1932-1939 8 Cyl.
CHEVROLET 1941-1947 Car And Truck
CHEVROLET 1948 Car And Truck With Distributor Number 1110090
CHEVROLET 1953-1954 Corvette
CHRYSLER 1927 6 Cyl. Model 70 & 80
CHRYSLER 1928-1930 6 Cyl. All Models With Dual Contacts (Requires Two)
CHRYSLER 1930-1938 8 Cyl. (Except 1935-1938 C2 Imperial)
DODGE 1930-1933 8 Cyl. If Single Contacts
GMC 1933-1935 With Distributor 650-R
GRAHAM 1933-1935 8 Cyl. Model 63, 64, 67, 72
LA SALLE 1936-1939 8 Cyl.
OLDSMOBILE 1936 6 & 8 Cyl.
PACKARD 1927-1928 6 Cyl. (Two Required)
PACKARD 1928 8 Cyl.
PONTIAC 1932-1936 8 Cyl.
PONTIAC 1933-1936 6 Cyl.
YELLOW CAB 1930-1933 6 Cyl. 0-10 with 4079 Distributor & 0-12



(GM part 1882022)
#CS779 (DR-1-5) \$9.00

ALLSTATE 1952-1953 Delco Equipped
AMERICAN MOTORS 1956-1959 6 Cyl. Rambler.
AUBURN 1927-1928 6 Cyl. Model 66
BUICK 1937-1950
BUICK 1951-1953 All USA Model 40; All Can. Model 43.
CADILLAC 1949-1955
CHEVROLET 1956-1957 Corvette (Dual Points, Requires Two)
GMC 1937-1938 With Counter Clockwise Distributor
GMC 1955-1956 8 Cyl. 288, 316, 324 U.S. Models
HUDSON 1955-1956 8 Cyl. Wasp
HUDSON 1956 6 Cyl. Rambler
JEEP 1959-1960 4 Cyl. With Distributor 1110225
KAISER-FRAZER HENRY J 1951-1954 With Delco Distributor
NASH 1956 6 Cyl. & 8 Cyl. Statesman
OLDSMOBILE 1937-1955 6 & 8 Cyl.
PACKARD 1937-1938 6 Cyl. All Models With Delco Distributor
PACKARD 1947-1952 8 Cyl. All Models With Delco Distributor
PACKARD 1953-1954 8 Cyl. 2600, Clipper, Patrician & Super Clipper
PACKARD 1955-1956 8 Cyl. All With Delco Distributor
PACKARD 1957-1958 8 Cyl. All Models
PONTIAC 1937-1940 6 & 8 Cyl. U. S. Models.
PONTIAC 1941-1954 6 Cyl. All
PONTIAC 1941-1956 8 Cyl. All Except 1955-1956 Canadian.
STUDEBAKER 1950-1955 6 Cyl. With Delco Distributor
STUDEBAKER 1951-1961 8 Cyl. Hawk & Truck With Delco Distributor
TRIUMPH 1962-1974 4 & 6 Cyl. With Delco Distributor
VAUXHALL-ENVOY 1959-1972 6 Cyl.
VAUXHALL-ENVOY 1959-1967 4 Cyl.
VAUXHALL-ENVOY 1968-1972 1600cc & 2000cc Except Viva GT & Victor.
VAUXHALL-ENVOY 1972-1973 1300cc & 1800cc Firenza



(GM part 1963526)
#CS777 (DR-3HV) \$9.00
Delco Remy brand #D103P\$ inquire

BUICK 1953-1956 (1953: All USA Model 50 & 70; All Can. Model 45 & 47)
 CADILLAC 1940-1948 8 Cyl.
 CHEVROLET 1955-1956 8 Cyl. Except Corvette
 CHEVROLET 1956-1957 8 Cyl. Corvette with dual points. (requires two)
 GMC 1937-1938 With Clockwise Distributor
 GMC 1955-1956 8 Cylinder Canadian & 93, 94, 95, 96 8 Cyl. Canadian
 LA SALLE 1940 8 Cyl.
 NASH 1948-1949 6 Cyl. Ambassador 4840 & 4960 With Delco Distributor
 NASH 1950-1955 6 Cyl. Ambassador
 PACKARD 1937 8 Cyl. Super Series With Delco Distributor
 PIERCE-ARROW 1937-1938 8 Cyl.
 PONTIAC 1955-1956 8 Cyl. Canadian Models



(GM part 1938340)
 #CS778 (DR-3RHV) \$9.00

CHEVROLET 1960-1961 Corvair
 LANCIA 1964-1970 With Marelli distributor S102B, BX, S105A, AX, C, CX
 SAAB 1969-1972 99; 1709cc & 1854cc Engine With Delco Distributor
 VAUXHALL-ENVOY 1968-1972 4 Cyl. 1600cc, 2000cc Viva GT & Victor With Delco.
 VAUXHALL-ENVOY 1972-1974 2300cc Firenza and 1974 6 Cyl. Magnum



1945376
 & 7953448)
 #CS787 (DR-10HV) \$7.00

AMERICAN MOTORS 1956-1974 8 Cyl. Delco Equipped.
 BUICK 1957-1974
 CADILLAC 1956-1974
 CHECKER 1966-1974 8 Cyl.
 CHEVROLET 1957-1974 8 Cyl. Except Corvette
 CHEVROLET 1958-1965 Corvette
 CHEVROLET 1965-1967 Corvette 327 Eng. w (Dist 1111196
 GMC 1960-1965 6 Cyl. 305, 351, 401 & 478 Engine, (If Chev Engine, See Chev Truck)
 GMC 1956 All Engine 97, 99, 99W Canadian
 GMC 1957-1974 8 Cyl.
 HUDSON 1957 8 Cyl.
 INTERNATIONAL TRUCK 1959-1964 4 & 8 Cyl. With Delco Distributor
 JEEP 1966-1974 8 Cyl. (1966-1967 327 Engine With Delco Distributor)
 JEEP 1967 6 Cyl. 225 Engine With Delco Distributor
 OLDSMOBILE 1956-1974 8 Cyl.
 OLDSMOBILE 1964-1965 6 Cyl.
 PONTIAC 1957-1974 8 Cyl.
 PONTIAC 1962-1963 4 Cyl. With Externally Adjustable Points.
 STUDEBAKER 1960-1961 8 Cyl. Lark & Regal
 STUDEBAKER 1965-1966 8 Cyl.



(GM part 1948671 & 1949838)
 #CS786 (DR-8HV) \$8.00
 Delco Remy brand #D106P\$ inquire

CHEVROLET 1965-1974 8 Cyl. High Performance including
 Corvette High Performance
 High Performance, High RPM Applications for all #CS786 Above. (Same appearance) #CS89 (DR-8P) \$12.00

Contact and Condenser unitized assembly for above #CS786 Applications. #CS791 (DR-8CV) \$20.00

Delco Remy brand #D1007\$ inquire

AMERICAN MOTORS 1963-1974 6 Cyl. (1963-1967 U.S. Models Only.)
 CHECKER 1966-1974 6 Cyl.
 CHEVROLET 1962 6 Cyl. Acadian, Chevy II and Nova
 CHEVROLET 1963-1974 4 & 6 Cyl. Car And Truck
 GMC 1964-1966 4 & 6 Cyl. Without Externally Adjustable Points
 INTERNATIONAL TRUCK 1967-1974 6 Cyl.
 JEEP 1966-1967 6 Cyl. 232 Engine With Delco Distributor
 OLDSMOBILE 1966-1974 6 Cyl.
 PONTIAC 1962-1963 4 Cyl. Except With Externally Adjustable Points
 PONTIAC 1963-1974 6 Cyl.
 STUDEBAKER 1965-1966 6 Cyl.



(GM part 1967850)
 #CS788 (DR-6HV) \$7.00
 my brand #D108P\$ Inquire

DELCO REMY SYSTEMS(Including early Chrysler products, some Packards and many more)

IGNITION CONDENSERS

ALLSTATE 1952-1953 4 & 6 Cyl. except with Autolite distributor
AMERICAN MOTORS 1967-1974 8 Cyl.
AMERICAN MOTORS 1951-1962 6 Cyl. except with Prestolite distributor
AUBURN 1928-1930 6 Cyl. model 76,80 & 85
BUICK 1928-1930 6 Cyl.
BUICK 1931-1950 8 Cyl.
BUICK 1953 8 Cyl. All USA models 50 & 70 and all Canadian models 45 & 47
BUICK 1961 8 Cyl. Special only
BUICK 1962-1966 6 Cyl
BUICK 1962-1966 8 Cyl. 300 & 340 engine
CADILLAC 1930-1940 16 Cyl.
CADILLAC 1931-1933 12 Cyl.
CADILLAC 1932-1955 8 Cyl.
CHEVROLET 1927-1928 4 Cyl. requires research, not confirmed
CHEVROLET 1929-1962 6 Cyl. All cars and trucks and except Corvair, Acadian ,
Chevy II and Nova, also possible exception of 1929-1934 Standard.
CHEVROLET 1955-1956 8 Cyl. Cars except Corvette
CHEVROLET 1955-1963 8 Cyl. Trucks except with 283 engine
CHEVROLET 1956-1957 8 Cyl. Corvette
CHRYSLER 1926-1934 4 & 6 Cyl. as applicable except
1927 6 Cyl. Series 70 and 80 requires confirmation
CHRYSLER 1930-1938 8 Cyl. except Autolite equipped.
DESOTO 1930-1934 6 Cyl.
DODGE 1930-1933 8 Cyl. car and truck
DODGE 1930-1934 6 Cyl. car
DODGE 1933 6 Cyl. truck with Delco 644-K distributor.
ELCAR 1926-1930 6 & 8 Cyl. except model 75
ERSKINE 1928-1930 6 Cyl.
FRANKLIN 1929-1934 6 & 12 Cyl.
GARDNER 1925-1931 6 & 8 Cyl. 1925-1926 only 626P distributor
GENERAL TAXI 1936-1937 6 Cyl.
GMC 1955-1961 8 Cyl. (1957-1961 Canadian models with 1112725 and 1112728 distributor only)
GMC 1934-1962 6 Cyl. except 1934-1935 with 650-R distributor and except 1960-1961 305 engine and for 1962,
only 270 engine.
GRAHAM & GRAHAM PAIGE 1929-1940 6 & 8 Cyl.
HENRY J. 1952-1954 4 Cyl. except Autolite equipped
HUDSON 1955-1956 8 Cyl. Wasp only
HUDSON 1955-1956 6 Cyl. Rambler except 1955 Canadian with Autolite distributor
INTERNATIONAL 1932-1941 4 Cyl.
INTERNATIONAL 1932-1963 6 Cyl.
JEEP 1959-1960 4 Cyl. except Autolite equipped
JEEP 1973-1974 8 Cyl.
KAISER-FRAZER 1951-1954 6 Cyl. except Autolite equipped.
KISSEL 1927-1931 6 & 8 Cyl. 1927-1928 only 6 cyl model 70 with 636S distributor
LA SALLE 1927-1940 8 Cyl.
MARMON 1927-1933 8 & 16 Cyl.
MARQUETTE 1930 6 Cyl.
MOON 1927-1928 6 Cyl. for 60 Remy distributor and model 72

DELCO REMY SYSTEMS(Including early Chrysler products, some Packards and many more)

IGNITION CONDENSERS (CONTINUED)

NASH 1928 6 Cyl. Advance Six and Special Six except Autolite equipped.

NASH 1941-1956 6 Cyl. except with Autolite ignition

NASH 1956 8 Cyl. Statesman only

OAKLAND 1923-1929 6 Cyl.

OLDSMOBILE 1928-1965 6 Cyl.

OLDSMOBILE 1932-1955 8 Cyl.

OLDSMOBILE 1961-1963 8 Cyl. F-85

PACKARD 1928-1958 6 & 8 Cyl. as applicable with Delco Remy distributor

PAIGE 1927 6 Cyl.

PARAMOUNT 1935 6 Cyl.

PEERLESS 1928 6 Cyl. model 91

PIERCE-ARROW 1929-1938 8 Cyl.

PLYMOUTH 1929-1934 4 & 6 Cyl. as applicable

PONTIAC 1928-1962 6 Cyl.

PONTIAC 1932-1956 8 Cyl.

PONTIAC 1961 4 Cyl.

REO 1928-1936 6 & 8 Cyl. except 1928-1931 Wolverine and except 1935-1936 with Autolite distributor

STUDEBAKER 1927-1936 6 Cyl. except Autolite equipped

STUDEBAKER 1928-1961 8 Cyl. except 1960-1961 Lark and Regal and except Autolite equipped

STUDEBAKER 1950-1955 6 Cyl. except Autolite equipped

STUTZ 1931-1933 8 Cyl. model M except for 4028 distributor

TRIUMPH 1962-1974 except with Lucas distributor

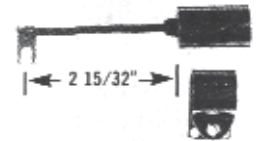
VAUXHALL 1959-1973 4 & 6 Cyl. except with Lucas distributor

VELIE 1925 6 Cyl.

VELIE 1927-1928 6 Cyl. model 60.

WINDSOR 1929 6 & 8 Cyl. except model 69, Autolite equipped

YELLOW CAB 1927-1933 6 Cyl.



(Lead is about 2 1/2")

(GM part 1928111)

#RR174 (DR-22) \$8.00

Delco Remy brand #RR174 (Delco D203)\$ inquire

AMERICAN MOTORS 1956-1966 8 Cyl. All except with Prestolite distributor

BUICK 1951-1953 8 Cyl. All USA model 40 and all Canadian model 43

BUICK 1954-1973 8 Cyl. except 1961 Special and except 1962-1966 300 and 340 engine

BUICK 1967 6 Cyl.

CADILLAC 1956-1974 8 Cyl.

CHECKER 1966-1974 8 Cyl.

CHEVROLET 1957-1974 8 Cyl. Car and truck except 1957 Corvette

DESOTO 1930-1932 8 Cyl.

GMC 1957-1961 8 Cyl. except Canadian models with 1112725 and 1112728 distributor

GMC 1960-1965 6 Cyl. 305 engine only

GMC 1964-1974 8 Cyl. except 1964-1965 Canadian models with 283 using 1111015 distributor and except 1964-1965 with 327, 347 and 409 engine.

HUDSON 1957 8 Cyl.

INTERNATIONAL 1959-1964 4 & 8 Cyl. except with Hollander distributor

INTERNATIONAL 1974 8 Cyl. with Delco distributor

JEEP 1966-1972 8 Cyl.

OLDSMOBILE 1956-1973 8 Cyl. except 1961-1963 F-85.

PONTIAC 1957-1974 8 Cyl.

PONTIAC 1962 4 Cyl.

SAAB 1969-1972 4 Cyl. except Bosch equipped.

VELIE 1927-1928 8 Cyl.



(Lead is about 3 5/8" length)

(GM part 1932004)

#RR175 (DR-24) \$8.00

Delco Remy brand #D204\$inquire

DELCO REMY SYSTEMS(Including early Chrysler products, some Packards and many more)

IGNITION CONDENSERS (CONTINUED)

AMERICAN MOTORS 1963-1974 6 Cyl. All except 1963-1966 with Prestolite/Autolite distributor

BUICK 1968-1974 6 Cyl.

CHECKER 1966-1974 6 Cyl.

CHEVROLET 1960-1962 6 Cyl. All Corvair, Acadian, Chevy II and Nova as applicable

CHEVROLET 1962-1974 4 Cyl. cars and trucks

CHEVROLET 1963-1974 6 Cyl. cars and trucks.

GMC 1962-1963 8 Cyl.

GMC 1962-1974 4 & 6 Cyl. as applicable except 1962 270 engine and except 1962-1965 305 engine

GMC 1964-1965 8 Cyl. all 283 engines except with 1111015 distributor and all 327, 347 and 409 engines.

INTERNATIONAL 1967-1974 6 Cyl.

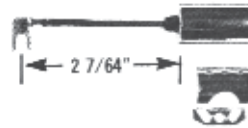
JEEP 1966-74 6 Cyl. except Autolite equipped and except 1967 with 225 engine and except 1968-1969 models with Delco 1110376 distributor

OLDSMOBILE 1966-1974 6 Cyl.

PONTIAC 1963-1974 6 Cyl.

PONTIAC 1963 4 Cyl.

STUDEBAKER 1965-1966 6 Cyl.



(Lead is about 2 1/8")

(GM part 1928111)

#RR176 (DR-25) \$7.00

Delco Remy brand #D203\$inquire

DELCO REMY SYSTEMS (Including early Chrysler products, some Packards and many more)

IGNITION ROTORS

AUBURN 1926-1928 6 cyl with dist 637P-N
CHANDLER 1927-1928 with dist 633B,633C,633D,633E,637U,637V,637X
CHEVROLET 1927-1933 4 and 6 cyl. car and truck with dist 622L,633G,633J,635B
CHRYSLER 1926-1933 4 and 6 cyl. with dist 629A,629H,630A,631A,631B,632D,632K,632L,637J,637N,638B,638C,639X

DAVIS 1927-1928 series 94
DESOTO 1928-1933 6 cyl. with dist 631C,662D,662L and 727B except late 1933 after 4250
DODGE 1930-1933 6 cyl. with 632D, 632K, and 662H distributor
ELCAR 1929-1931 with dist 631D,631E and 632H
ERSKINE 1927-1930 model 50,51,52,53
GRAHAM 1930-1939 with 622 through 633 series distributor
GRAHAM-PAIGE 1929-1930 6 cyl. model 612 standard, 615 with series 639 distributor
INTERNATIONAL TRUCK 1932-1941 4 & 6 Cyl. A-1, A-2, B-2, B-3, B-4, C-1, C-15, C-30, C-35, C-40 D5, D5M, D, DS.

JEWETT 1926-1927 New Day 6
MARQUETTE 1930 6 cyl model 30
MOON 1927-1928 6 cyl. for model 6-60 with 639L distributor
NASH 1941-1942 6 cyl.
OLDSMOBILE 1927-1935 6 cyl. except 1927 with 5284 dist
PAIGE 1927-1928 6-45
PEERLESS 1929-1931 6 cyl. model 61 with 631F distributor
PLYMOUTH 1928-1934 4 and 6 cyl. with dist 622 through 635
PONTIAC 1926-1932 6 cyl. with 637 or 639 dist.
REO 1936 6 Cyl. 6D, Flying Cloud with 623D dist.
ROCKNE 1932 6 cyl. model 55
STUDEBAKER 1929-1934 6 cyl. with Delco dist 622 through 639.
STUTZ 1936-1937 4 cyl. with 625G dist
VELIE 1926-1928 6 Cyl. Model 60 with 636A dist



#RR74 (HE1843 DR-46A) \$10.00
Delco Remy brand #D414\$inquire

ALLSTATE 1952-1953 4 and 6 cyl. Except Autolight equipped
AUBURN 1925-1926 6 cyl 6-66 with 636F dist
AUBURN 1928-1930 6 cyl with 641 dist
AMERICAN MOTORS 1959 6 Cyl. American
BUICK 1928-1930 6 cyl.
CHANDLER 1928 with 641C dist
CHEVROLET 1933-1952 6 cyl. (Except 1933-1934 Standard)
CHRYSLER 1925-1926 with dist 634 through 656
CHRYSLER 1927-1932 series 70,70G,70V,72,75,77,80,80E,80L,Imperial,ZI,
CHRYSLER 1933-1934 6 cyl 1933 with series 644L dist., 1934 CA, CB, CY with 661T dist
DESOTO 1933-1934 6 cyl. except early 1933 before 4250
DODGE 1933 6 cyl. car and truck with 644K and 644U dist
ELCAR 1926-1927 model 6-65 and 6-70
FRANKLIN 1929-1934 6 cyl with 640 to 644 dist
KISSEL 1927-1931 6 cyl. series 70 with 636S distributor and all series 73
GARDNER 1925-1926 6 cyl. model S with 636H dist
GARDNER 1929-1930 6 cyl. model 136 with 640L dist
GENERAL TAXI 1936-1937 6 cyl.
GMC 1933-1952 6 cyl. except T-14,T-16
GMC 1953-1954 6 cyl. 91,93,94,95,97,98
GMC 1955 6 cyl 450,M450,500,M500
GRAHAM 1930 6 cyl. for series 640 through 642 distributor
GRAHAM-PAIGE 1929-1930 6 cyl. model 615 and 621
HUDSON 1955 6 cyl. Rambler except Can.
INTERNATIONAL 1932-1936 6 cyl. A-4, A-5, A-6, C-50, C-55, C-60
JEEP 1959-1960 4 cyl with dist 1110225 or 1112432
KAISER FRAZER-HENRY J 1951-1954 4 & 6 cyl. with Delco
KISSEL 1928-1931 with 636S and 640L dist

DELCO REMY SYSTEMS (Including early Chrysler products, some Packards and many more)

IGNITION ROTORS

MOON 1927-1928 6 cyl. model 72
 NASH 1927-1928 6 cyl. Advance Six, Special Six with dist 636L, 636M, 640D and 640E
 NASH 1948-1955 6 cyl. (1955 also #RR162)
 OAKLAND 1923-1929 6 cyl.
 OLDSMOBILE 1936-1950 6 cyl.
 PACKARD 1927-1928 6 cyl. with Delco dist. 656J
 PACKARD 1937-1949 6 cyl. with Delco dist.
 PEERLESS 1928-1930 6 cyl. model 91
 PLYMOUTH 1933-1934 6 cyl. with 644H and 644K distributor
 PONTIAC 1933-1953 6 cyl.
 REO 1927-1931 6 Cyl. Except Wolverine
 REO 1932-1936 6 Cyl. S, S-Flying Cloud, S2, S3, Flying Cloud, 6A, 7S, Royale and 2C
 STUDEBAKER 1926-1930 6 cyl. with Delco dist. series 636
 STUDEBAKER 1950-1955 6 cyl. with Delco dist.
 TRIUMPH 1962-1974 4 and 6 cyl. with Delco dist.
 VAUXHALL 1959-1973 4 cyl. with Delco dist (Inquire on 1968-1972 1600 and 2000 Viva GT and Victor)
 VAUXHALL 1959-1972 6 cyl. except 2300 Firenza
 WINDSOR 1929 6 Cyl. Model 72 & 77
 YELLOW CAB 1927-1931 6 Cyl. With series 640H, 640J, 640Y and 725A distributor #RR83 (HE485 DR-46) \$7.00
 Delco Remy brand #D400\$inquire



AUBURN 1931-1932 8-98, 8-100 and 8-105 with 660Z dist.
 BUICK 1931-1950 8 cyl.
 CADILLAC 1930-1948 except 1930-1931 353, 355 with 4050-55-56 dist
 CHRYSLER 1930-1934 8 cyl. with 661 through 664
 CHRYSLER 1935-1938 8 cyl. C2 Imperial, Air Flow
 CUNNINGHAM 1935 8 cyl with dist 661N
 DESOTO 1930-1932 8 cyl.
 DODGE 1930-1933 8 cyl. car and truck
 GRAHAM 1930-1933 8 cyl. with dist 660C through 665Y and 1934 model 68 Supercharger
 GRAHAM-PAIGE 1930 Standard and S.P. 8-122 W-B.
 LA SALLE 1932-1940 8 cyl.
 OAKLAND 1930-1931 8 cyl.
 OLDSMOBILE 1932-1950 8 cyl.
 PACKARD 1935-1952 8 cyl. with Delco dist.
 PIERCE-A#RROW 1929-1938 with 660 through 663 series dist
 PONTIAC 1932-1954 8 cyl.
 REO 1931-1934 8 Cyl. with 660 through 663 series dist.
 STUDEBAKER 1932-1939 8 cyl. President with Delco 660 through 662 distributor
 STUTZ 1929-1935 8 Cyl. With 660W distributor #RR99 (HE498 DR-43) \$8.00



CHEVROLET 1955-1957 8 cyl.
 GMC 1955-1956 8 cyl. except 1956 with style with externally adjustable dwell
 OLDSMOBILE 1955 8 cyl.
 PONTIAC 1955-1956 8 cyl. #RR157 (DR-47) \$8.00



BUICK 1953 All U.S.A model 50 & 70, All Canadian model 45
 BUICK 1954-1956
 CADILLAC 1951-1955
 HUDSON 1955-1956 8 cyl. Wasp
 NASH 1956 8 cyl. Statesman
 OLDSMOBILE 1951-1955 8 cyl.
 PACKARD 1953-1958 8 cyl.
 STUDEBAKER 1951-1961 8 cyl. except Lark and Regal #RR159 (DR-45) \$10.00
 Delco Remy brand #D403\$inquire



BUICK 1951-1953 Model 40 & 43
 CADILLAC 1949-1950 #RR160 (DR-48) \$10.00
 (Can use RR99)



AMERICAN MOTORS 1951-1955 6 Cyl.

AMERICAN MOTORS 1959-1959 6 Cyl. Rambler

AMERICAN MOTORS 1960-1962 6 Cyl. with Delco distributor

CHEVROLET 1953-1962 6 cyl except 1962 Acadian, Chevy II, Nova

GMC 1953-1954 6 cyl. 360,426,503

GMC 1955 6 cyl. except 450,M450,500,M500

GMC 1956-1962 6 cyl. except 305,351,401

HUDSON 1956 6 cyl. Rambler

NASH 1955-1956 6 cyl. (1955 also #RR83)

PONTIAC 1954-1962 6 cyl.



RR 161 Rotor
(D-405) (1924245)
(D-408) (1931482)
Used with RR 162 Cap

#RR161 (DR-42) \$8.00

INTERNATIONAL 1964 8 cyl. with Delco dist 1112752,1112753

#RR166 (DR-56A) \$8.00

AMERICAN MOTORS 1963-1974 8 Cyl. except Prestolite distributor

BUICK 1957-1969

CADILLAC 1956-1972

CHEVROLET 1958-1972 8 cyl.

GMC 1956-1974 8 cyl. except 1956 without externally adjustable dv

GMC 1960-1965 6 cyl. except Canadian models & except 270 eng.

INTERNATIONAL 1959-1974 8 cyl. with Delco except 1964 with dist. 1112752,1112753

JEEP 1966-1974 8 cyl.

OLDSMOBILE 1956-1974

PONTIAC 1961-1962 4 cyl. except late 1962 models

PONTIAC 1957-1969 8 cyl.

STUDEBAKER 1965-1966 8 cyl.

RR 167R Rotor
(D-426R) (1852722)
Used with Caps: RR 165, RR 168,
RR 179, RR 180.



#RR167 (#RR169) (D426R) \$8.00

BUICK 1970-1974 8 cyl.

CADILLAC 1973-1974

CHECKER 1966-1974

CHEVROLET 1973-1974 8 cyl.

PONTIAC 1970-1974

(can be used for #RR167) #RR169 (D426R) \$8.00

CHEVROLET 1960-1961 6 cyl. Corvair

SAAB 1969-1972 4 cyl. with Delco dist.

VAUXHALL 1968-1972 4 cyl 1600 and 2000 Viva GT and Victor

VAUXHALL 1972-1974 6 cyl. 2300 Firenza and Magnum



RR 178 Rotor
(D-411) (1945369)
Used with RR 177 Cap

#RR178 (DR-56) \$7.00
Delco Remy brand #D411\$inquire

AMERICAN MOTORS 1963-1974 6 Cyl. except 1963-1966 Canadian models
with IDC or IAI Autolite (Prestolite distributor)

BUICK 1968-1974 6 cyl.

CHECKER 1966-1974 6 cyl.

CHEVROLET 1962-1974 4 & 6 cyl. (1962 6 cyl. Acadian, Chevy II, Nova only and all 4 c

GMC 1964-1974 6 cyl. except 1964-1965 U.S. models

GMC 1964-1966 4 cyl.

JEEP 1966-1967 6 cyl. 232 eng with Delco

JEEP 1968-1969 6 cyl. with dist. 1110444

JEEP 1970-1974 6 cyl (1970-1972 with 232 eng only)

OLDSMOBILE 1966-1974 6 cyl.

PONTIAC 1962-1963 4 cyl. except early 1962 models

STUDEBAKER 1965-1966



RR 182R Rotor
(D-418R) (1971326)
(D-423R) (800055)
Used with RR 181 and RR 183
Caps. 1969-72

#RR182 (DR-53A) \$8.00
Delco Remy brand #D412 (D423R)\$inquire

BUICK 1962-1967 6 cyl.

JEEP 1967 6 cyl. 225 eng with Delco dist.

JEEP 1968-1969 6 cyl. wiyh dist 1110376

OLDSMOBILE 1964-1965 6 cyl.



RR 185 Rotor
(D 413) (1957684)
Used with RR 184 & RR 189 Cap

#RR185 (DR-54) \$8.00
Delco Remy brand #D413\$inquire

IGNITION TUNE UP KITS - U.S. MADE
 AMPCO/WELLS BLISTER PACK
 INCLUDES POINTS, CONDENSOR AND ROTOR
 LABELED FOR THESE APPLICATIONS:



BUICK 1953-1956 12 volt, CORVETTE 1955

#TK161MV \$25.00

CADILLAC 1951-1955
 HUDSON 1956 8 cyl. Wasp with Delco system
 OLDSMOBILE 1951-1954 except distributor 1110843
 PACKARD 1953-1958 with Delco system
 STUDEBAKER 1951-1959 8 cyl. Lark with Delco system; 1954-1958 8 cyl Commander truck
 STUDEBAKER 1960-1961 8 cyl. Hawk with Delco system

#TK163MV/#TK205 \$25.00

CHEVROLET 1955-1956 8 cyl car and truck

#TK167MV \$25.00

CHEVROLET 1957-1959 8 cyl. with dual carbs
 CORVETTE 1956-1957
 GMC 1955-1956 U.S. models
 OLDSMOBILE 1954-1955 except 1110843 dist
 PONTIAC 1955-1956 U.S. models

#TK169MV \$25.00

HUDSON 1956 6 cyl Rambler 12 volt
 NASH 1956 6 cyl Rambler and Statesman 12 volt
 PONTIAC 1954 6 cyl
 RAMBLER 1957-1959 6 cyl Rambler model 5910

#TK202MV \$20.00

CORVAIR 1960-1961

#TK212MV \$10.00

AMERICAN MOTORS 1967-1974 8 cyl
 BUICK 1961-1965 8 cyl Special and 1964-1965 LeSabre
 OLDSMOBILE 1961-1963 8 cyl F85
 PONTIAC 1961-1962 8 cyl. Tempest

#TK215MV \$18.00

BUICK 1962-1966 6 cyl. Special
 OLDSMOBILE 1964-1965 6 cyl. F85
 WILLYS 1966-1968 6 cyl. with 225 V6

#TK221MV \$18.00

AMERICAN MOTORS 1963-1974 6 cyl
 BUICK 1968-1974 6 cyl
 CHEVROLET, CAMARO and CHEVELLE 1963-1974 6 cyl; CHEVY II and NOVA 1962-1974 4 and 6 cyl
 CORVAIR 1962-1969
 OLDSMOBILE 1966-1974 6 cyl
 PONTIAC 1964-1974 6 cyl
 TEMPEST 1962-1963 4 cyl with aluminum dist.
 VEGA 1971-1974

#TK222MV \$18.00

AMERICAN MOTORS 1957-1974 8 cyl with Delco
 BUICK 1957-1974 8 cyl
 CADILLAC 1956-1974
 CHEVROLET 1957-1974 8 cyl car and truck
 OLDSMOBILE 1956-1974 8 cyl. (1964-1974 F85)
 PONTIAC 1957-1974 8 cyl. (1967-1974 Firebird)
 TEMPEST, LeMans, Ventura II 1963-1974 8 cyl.

(with unitized points and condenser assembly)

#TK239MV \$25.00


DELCO REMY SYSTEMS (Including early Chrysler products, some Packards and many more)

IGNITION DISTRIBUTOR CAPS

AUBURN 1926
CHEVROLET 1920-1927
MAXWELL 1923-1925
STEWART 1921-1928

#HE1836 \$130.00

CADILLAC 1927-1929 8 cyl. 314 and 341
with dist. number 4011 to 4042
CUNNINGHAM 1927-1929 push in style
DIANA 1926-1927
HUPMOBILE 1927 8 cyl. Series E-2 with distributor 4027
LASALLE 1927-1929 Series 303 and 328 with dist. 4023 to 4041
PACKARD 1926-1927 8 cyl. with dist 4008 and 4030



482 (16808) (16927)
(1839685)
(GM part 1839685)
#HE482 Sold Out!

ALLSTATE 1952-1953 except with Autolight
AMERICAN MOTORS 1951-1955 6 Cyl.
AMERICAN MOTORS 1959 6 Cyl. American
AUBURN 1925-1926 with dist 636F
BUICK 1929-1930 6 cyl.
CHANDLER 1928-1929 series 65,131,132 except 633 dist
CHEVROLET 1933-1952 6 cyl. car and truck except 1933-1934 Standard car
CHRYSLER 1925 6 cyl. with 636A and 656A distributor
CHRYSLER 1933-1934 6 cyl. with 644L and 661T distributor
DESOTO 1933-1934 6 cyl. except early 1933 before 4250
DODGE 1933-1934 6 cyl. with 644K and 644U dist ie. all 1934
DODGE 1933 6 cyl. truck with 644K dist
FRANKLIN 1929-1934 6 cyl. with dist 640T, 642B, 642P and 644E distributor
GARDNER 1925-1931 6 cyl. All with 636H and 640L distributor
GENERAL TAXI 1936-1937 6 cyl.
GMC 1933-1952 6 cyl. except T-14,T-16
GMC 1953-1954 6 cyl. 91,93,94,95,97,98
GMC 1955 6 cyl 450,M450,500,M500
GRAHAM 1930 6 cyl. for series 640W, 640U and 642J distributor
GRAHAM-PAIGE 1929-1930 6 cyl. model 615 and 621 with dist 640W and 640U
HUDSON 1955 6 cyl. Rambler except Can..
INTERNATIONAL 1932-1936 6 cyl. A-4, A-5, A-6, C-50, C-55, C-60
KAISER FRAZER-HENRY J 1951-1954 6 cyl. with Delco
KISSEL 1927-1931 with dist 636S and 640L,
MOON 1927-1928 6 cyl. for model 72
NASH 1927-1928 Advance Six, Special Six with dist. 636L, 636M, 640D and 640E
NASH 1948-1955 (1955 also #RR162)
OAKLAND 1923-1929 6 cyl.
OLDSMOBILE 1936-1950 6 cyl.
PACKARD 1937-1949 with Delco distributor
PEERLESS 1928-1930 6 cyl. model 91
PLYMOUTH 1933-1934 6 cyl. with 644-H and 644K distributor
PONTIAC 1933-1953 6 cyl. except 1948-1949
REO 1929-1936 6 Cyl. with 641D, 641H, 644M, 645K and 1936 2C, Flying Cloud
STUDEBAKER 1927-1930 6 cyl. GB, GH, GJ, Commander with dist. 636N,P,X,Y and W
STUDEBAKER 1950-1955 6 cyl. with Delco dist.
TRIUMPH 1962-1973 6 cyl. with Delco dist.
VAUXHALL 1959-1972 6 cyl. except 2300cc Firenza
VELIE 1925 6 Cyl. Model 60
WINDSOR 1929-1930 6 Cyl. Model 72, 75 & 77
YELLOW CAB 1927-1929 6 Cyl. 1927-1928 D-10 with 640 H Dist. and 1928-1929 model 06



#RR95 (HE412/DR-55) \$18.00

BUICK 1931-1953 8 cyl. (1951-1953 model 40 AND 43 only)
 CADILLAC 1936-1950
 CADILLAC 1938-1940 16 cyl. (two req.)
 CHRYSLER 1930-1936 with 660G,U,661G,R,S,T,665B
 DESOTO 1930-1932
 DODGE 1930-1933 8 cyl. car and truck
 GRAHAM 1930-1935 8 cyl. with dist 660C,661J,661X,661V,662E,665Y
 and 1934 68 Supercharger
 GRAHAM-PAIGE 1930 Stand. and S.P. 8-122W-B
 LA SALLE 1934-1940 8 cyl.
 OLDSMOBILE 1933-1950
 PACKARD 1947-1952 with Delco dist.
 PONTIAC 1933-1954 8 cyl. except 1949
 REO 1931 8 Cyl. Model 25
 REO 1934 8 Cyl. Model 35, 52 & N-2 all with Dual Contacts
 STUDEBAKER 1928-1931 8 cyl. President with Delco 660X distributor
 STUTZ 1931-1933 8 Cyl. Model M Except For 4028 Distributor



#RR100 (HE497/DR-70) \$16.00

AUBURN 1927-1928 6 cyl. 6-66 Cab with dist 637P-N
 CHANDLER 1927-1928 6 cyl. with dist 633B,633C, 637V,637X,637U,633D-E
 CHEVROLET 1929-1934 6 cyl. with dist 622L,633G,633J (1932-1934 Standard)
 CHRYSLER 1926-1933 6 cyl with dist 631A-B,632D-K-L,637J-N, 639X and 662C
 DESOTO 1928-1933 with dist 631C, 662D-L and 727B
 DAVIS 1928-1929 with dist 637W
 DODGE 1930-1933 with dist 632D-K and 662H
 ERSKINE 1927-1930
 ELCAR 1929-1931 with 631D-E, 632H and 639S
 GRAHAM-PAGE 1929-1930 with dist 639W and 639K-V
 GRAHAM 1930-1939 (1930 with dist 639K and 632F)
 INTERNATIONAL TRUCK 1932-1941 6 Cyl. B-3, B-4, C-1, C-15, C-30, C-35, C-40, D, DS
 JEWITT 1926-1927
 MARQUETTE 1930
 MOON 1927 with dist 639L
 OLDSMOBILE 1927-1935
 PAIGE 1927-1928
 PEERLESS 1929-1930 with 631F dist.
 PLYMOUTH 1933-1934 with 622H-U dist
 PONTIAC 1926-1932
 REO 1936 6D Flying Cloud with dist 623D
 ROCKNE 1932 except with Autolte dist
 STUDEBAKER 1929-1934 with 622A-X,632J-M,639J dist
 VELIE 1927-1928 with 636A dist



Original GM part 1838100 \$55.00
(HE400) #RR105 \$45.00

CHEVROLET 1927-1928 4 cyl. car & truck with dist 635B
 CHRYSLER 1925-1928 4 cyl. model 50 and 52
 CHRYSLER 1932 4 cyl. model PA and RN with dist 629H-A
 INTERNATIONAL TRUCK 1932-1941 4 Cyl. A-1, A-2, B-2, D5, D5M
 PLYMOUTH 1928-1932 4 cyl.
 STUTZ 1936-1937 with dist 625G



#RR106 (HE499 DR-72) \$45.00
Delco Remy brand #1835536 sold out

JEEP 1959-1960 4 cyl with dist 1110225 or 1112432
 HENRY J 1952-1954 4 cyl. with Delco
 TRIUMPH 1963-1974 4 cyl. with Delco dist
 VAUXHALL 1959-1973 4 cyl. with Delco dist
 (Inquire on 1968-1972 1.6l and 2.1 Viva GT and Victor)



#RR145 (DR-67) \$12.00

BUICK 1953-1956 8 cyl. (1953 model 45,47,50 & 70)
 CADILLAC 1951-1955
 CHEVROLET 1955- 1956 8 cyl. car and truck
 CHEVROLET 1957 Corvette
 GMC 1955-1956 8 cyl. except 1956 style with externally adjustable dwell
 HUDSON 1955-1956 8 cyl. Wasp
 NASH 1956 Statesman
 OLDSMOBILE 1951-1955
 PACKARD 1953-1954 2600, Clipper, Patrician and Super Clipper
 PACKARD 1955-1958 with Delco
 PONTIAC 1955-1956
 STUDEBAKER 1951-1961 8 cyl. except Lark and Regal



#RR158 (DR-62) \$16.00
 Delco Remy brand #RR158 (D305) sold out

AMERICAN MOTORS 1956-1959 6 Cyl. Rambler
 AMERICAN MOTORS 1960-1962 6 Cyl. with Delco distributor
 AUBURN 1925-1926 Series 66
 CHEVROLET 1953-1962 6 cyl car & truck
 except 1962 Acadian, Chevy II, Nova
 GMC 1953-1954 6 cyl. 360,426,503
 GMC 1955 6 cyl. except 450,M450,500,M500
 GMC 1956-1962 6 cyl. except 305,351,401
 HUDSON 1956 6 cyl. Rambler
 NASH 1955-1956 (1955 also #RR95)
 PONTIAC 1954-1962 6 cyl.




Delco Remy brand #RR162 (D307) \$15.00

AMERICAN MOTORS 1956-1974 8 Cyl. except with Prestolite distributor
 BUICK 1957-1974 8 cyl
 CADILLAC 1956-1974
 CHECKER 1966-1974 8 cyl.
 CHEVROLET 1957-1974 8 cyl. car and truck
 (except 1957 Corvette and 1964-1965 Corvette with Fuel Injection)
 GMC 1956-1974 except 1956 without externally adjustable dwell
 HUDSON 1957 8 cyl.
 INTERNATIONAL 1959-1974 8 cyl. (most)
 JEEP 1966-1974 8 cyl.
 OLDSMOBILE 1956-1958
 OLDSMOBILE 1961-1963 F-85
 OLDSMOBILE 1964-1974 (Only with 330, 400 & 425 eng. in 1964 & 1965)
 PONTIAC 1957-1974 8 cyl.
 STUDEBAKER 1960-1961 8 cyl. Lark and Regal
 STUDEBAKER 1965-1966 8 cyl.



#RR165 (D308R) \$17.00

CHEVROLET 1964-1965 Corvette with Fuel Injection
 OLDSMOBILE 1959-1964 (except 1961-1963 F-85 and only 394 eng. for 1964)



#RR168 \$ inquire

CHEVROLET 1960-1961 6 cyl. Corvair



#RR177 (DR-70C) \$12.00

GMC 1960-1965 6 cyl. except Canadian models & except 270 eng.

#RR179 (DR-70E) \$14.00



PONTIAC 1961-1962 4 cyl. except late 1962 models



#RR180 (DR-70D) \$15.00

CHEVROLET 1962-1974 4 cyl. car & truck
GMC 1964-1966 4 cyl
PONTIAC 1962-1963 4 cyl. except early 1962 models



#RR181 (DR-74) \$10.00
Delco Remy brand #D322R\$ inquire


AMERICAN MOTORS 1963-1974 6 Cyl. except 1963-1966 Canadian models
with IDC or IAI Autolite or Prestolite distributor

BUICK 1968-1974 6 cyl.
CHECKER 1966-1974 6 cyl.
CHEVROLET 1962 Acadian, Chevy II, Nova
CHEVROLET 1963-1974 6 cyl. car and truck
GMC 1964-1974 6 cyl. except 1964-1965 U.S. models
JEEP 1966-1967 6 cyl. Delco except V6
JEEP 1968-1969 6 cyl. Delco with dist. 1110444
JEEP 1970-1974 6 cyl. Delco (1970-1972 with 232 eng.)
OLDSMOBILE 1966-1974 6 cyl.
PONTIAC 1963-1974 6 cyl.
STUDEBAKER 1965-1966



#RR183 (DR-60) \$11.00

BUICK 1962-1966 6 cyl.
JEEP 1967 6 cyl. 225 eng.
OLDSMOBILE 1964-1965 6 cyl.



#RR184 (DR-61) \$15.00



BUICK 1967 6 cyl.
JEEP 1968-1969 6 cyl. with dist. 1110376

#RR189 (D326) \$16.00

ORDER FORM

COLLECTOR'S AUTO SUPPLY

6727 Thorne Rd, Peachland B.C. CANADA V0H 1H9

Or: P.O Box 2076 Oroville Washington U.S.A. 98844

PHONE: 1-250-767-1974 FAX: 1-250-767-3340

E-MAIL: Jim@CollectorsAutoSupply.com

WEB: CollectorsAutoSupply.com

NAME: _____

STREET: _____

CITY: _____

ZIP/CODE: _____

PHONE: _____

FAX/E-MAIL: _____

YEAR/MAKE/MODEL: _____

DISTRIBUTOR MAKE & NUMBER: _____

(Helps ensure your order is correct.)

ITEM	DESCRIPTION	ITEM #	QTY.	PRICE	TOTAL
:	:	:	:	:	:
:	:	:	:	:	:
:	:	:	:	:	:
:	:	:	:	:	:
:	:	:	:	:	:
:	:	:	:	:	:
:	:	:	:	:	:
:	:	:	:	:	:

C.O.D., VISA/MC Or CHEQUE TO: COLLECTORS AUTO SUPPLY SUB TOTAL: _____

VISA/MC #: _____

EXPIRY DATE: _____

SIGNATURE: _____

DOMESTIC SHIPPING: \$12.00

TOTAL: _____